
















Property
Industrial
Municipal
Construction

Catalogue

TABLE OF CONTENTS

<i>Regulatory Signs</i>	 1-7
<i>Warning Signs</i>	 8-13
<i>Temporary Condition Signs</i>	 14-17
<i>Information Signs</i>	 18-20
<i>Recreational Signs</i>	 21-23
<i>Safety Signs</i>	 24-28
<i>Property Signs</i>	 29-30
<i>Mounting Hardware</i>	 31-35
<i>Delineators</i>	 36-40
<i>ITS Solutions</i>	 41-42
<i>Sign Posts</i>	 43-45
<i>Traffic Control</i>	 46-59
<i>Coroplast Signs</i>	 60

Regulatory Signs



RA-1 60x60cm,
75x75cm, 90x90cm,
120x120cm



RA-1T 30x15cm,
60x30cm



RA-2 75x75cm,
90x90cm



RA-2T 45x22.5cm,
60x30cm



RA-4 60x75cm



RA-4T 60x45cm




RA-5R 60x75cm



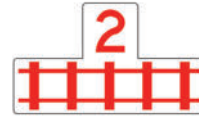
RA-5L 60x75cm



RA-6 30x45cm



RA-6* 120x120cm
*M.U.T.C.D.C.



RA-6S 70x40cm



RA-7 30x45cm



RA-7* 75x75cm
*M.U.T.C.D.C.



RA-8 30x45cm



RA-9 30x30cm



RA-9A 30x45cm



RA-10 60x75cm



RA-11 17.5x37.5cm



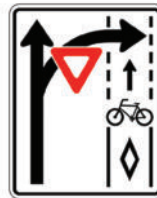
RA-12 13x20cm



RA-13 45x60cm



RA-16 30x60cm



RA-18 60x75cm



RA-18 60x75cm




RB-1 60x75cm



RB-1A 60x90cm,
90x135cm



RB-2 60x90cm



RB-3 60x110cm,
90x165cm



RB-4 60x75cm



RB-5 60x75cm



RB-5A 60x90cm,
90x150cm

Regulatory Signs



RB-7T 60x20cm



RB-84T 60x20cm,
90x30cm



RB-85T 60x20cm,
90x30cm



RB-85T 60x20cm



RB-10T 60x30cm



RB-17T 60x30cm



RB-6 60x90cm
Diamond Grade
Yellow/Green



RB-6A 60x140cm
RB-6B 90x210cm
Diamond Grade
Yellow/Green



RB-123 60x155cm
Diamond Grade
Yellow/Green



RB-124 60x170cm
Diamond Grade
Yellow/Green



RB-116 60x30cm,
90x45cm



RB-10 60x60cm



RB-10A 60x90cm



RB-11 60x60cm



RB-11A 60x90cm



RB-12 60x60cm



RB-12A 60x90cm



RB-13 60x60cm



RB-14 60x60cm



RB-15 60x60cm



RB-15A 60x60cm



RB-16 60x60cm



RB-16A 60x60cm



RB-16T 60x45cm



RB-19 60x60cm,
90x90cm



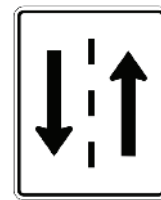
RB-19T 60x30cm,
90x45cm



RB-20 60x120cm



RB-21 90x30cm,
180x60cm



RB-24 60x75cm,
60x90cm, 90x120cm



RB-25R 60x75cm,
60x90cm, 90x120cm

Regulatory Signs



RB-25L 60x75cm,
60x90cm, 90x120cm




RB-27 60x75cm,
90x120cm



RB-30 90x120cm



RB-31 60x60cm



RB-33 90x120cm



RB-34 90x120cm




RB-35 60x60cm



RB-35T 60x30cm



RB-36 90x150cm



RB-37 240x120cm
RB-37T 240x30cm
(tab)



RB-39 90x150cm



RB-39A 90x150cm



RB-40 90x150cm




RB-40A 90x150cm



RB-41 60x60cm,
75x75cm, 90x90cm



RB-41T 60x30cm



RB-42 60x60cm,
75x75cm, 90x90cm



RB-42T 60x30cm



RB-43 60x60cm,
75x75cm, 90x90cm



RB-44 60x60cm,
75x75cm, 90x90cm



RB-45 60x60cm,
75x75cm, 90x90cm



RB-46 60x60cm,
75x75cm, 90x90cm



RB-47 60x60cm,
75x75cm, 90x90cm



RB-48 90x90cm



RB-48A 90x150cm



RB-51 30x30cm,
60x60cm



RB-51A 30x30cm,
60x60cm



RB-55 30x30cm,
60x60cm



RB-55A 30x30cm,
60x60cm



RB-56 30x45cm,
60x90cm

Regulatory Signs



RB-53 30x45cm,
60x90cm



RB-52 30x45cm



RB-52 30x45cm




RB-58 60x90cm



RB-57 30x45cm,
60x90cm



RB-54 30x30cm,
60x60cm



RB-54A 30x45cm,
60x90cm




RB-60 60x60cm




RB-61 60x60cm



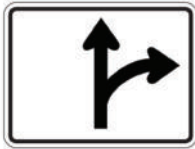
RB-61T 60x45cm,
90x60cm



RB-61T(LR) 60x45cm,
90x60cm



RB-61T(LS) 60x45cm,
90x60cm



RB-61T(RS)
60x45cm, 90x60cm



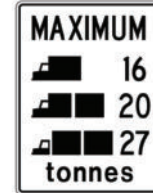
RB-62 60x60cm



RB-62A 60x75cm



RB-63 60x75cm,
60x90cm



RB-63A 90x120cm



RB-63B 60x60cm



RB-64 60x60cm



RB-65 60x60cm



RB-66 60x60cm



RB-66T 60x30cm



M-204 60x30cm



RB-67 60x60cm



RB-68 60x60cm



RB-69 60x60cm



RB-70 30x30cm



RB-71 30x45cm



RB-72A 30x45cm

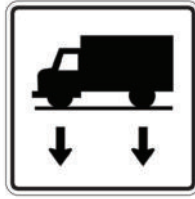


RB-72B 30x45cm

Regulatory Signs



RB-73 30x45cm



RB-76 60x60cm



RB-76TA 60x30cm



RB-76TB 60x30cm



RB-77 60x60cm



RB-78 60x90cm



RB-79R 60x90cm



RB-79L 60x90cm



RB-80 60x75cm



RB-81 45x60cm



RB-82 60x60cm



RB-82T 60x30cm



RB-83 60x60cm



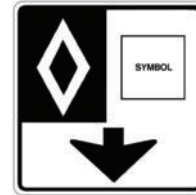
RB-83T 60x30cm



RB-84 60x60cm,
90x90cm




RB-84A 60x60cm,
90x90cm




RB-85 90x90cm



RB-85A 90x90cm



RB-86 90x120cm



RB-86A 90x120cm



RB-87 90x150cm



RB-87A 90x150cm



RB-88 60x90cm



RB-89 30x45cm,
45x60cm



RB-90* 60x75cm
*M.U.T.C.D.C



RB-90A 60x90cm



RB-90B 60x90cm



RB-91* 60x75cm
*M.U.T.C.D.C



RB-91 90x120cm



RB-92* 60x75cm
*M.U.T.C.D.C

Regulatory Signs



RB-92 90x120cm



RB-93 30x45cm



RB-93T 30x15cm



RB-94 30x60cm



RB-95 30x75cm



RB-130 30x45cm



RB-96 240x120cm



RB-98 90x120cm



RB-99 90x120cm



RB-101 30x45cm



RB-102 13x20cm



RB-104 30x45cm



RB-113 60x75cm



RB-114 60x60cm



RB-115 60x60cm



RC-1 45x60cm



RC-2 45x60cm



RC-3 45x60cm



RC-4 60x60cm



RC-4A 60x90cm



RC-4T 60x30cm



RC-4L 60x75cm



RC-4R 60x75cm



RC-6 75x75cm



RC-9 60x90cm



RC-10 60x60cm



RC-11 75x45cm



RC-12 60x60cm



RC-13 60x60cm

Regulatory Signs



RC-13T 60x20cm



SFR-21 30x45cm



SFR-26 30x30cm



SFR-27 30x45cm



SFR-28 60x75cm



G-25 45x60cm,
60x90cm



G-26A 45x60cm,
60x90cm



G-26B 45x60cm,
60x90cm



FF-1 60x90cm



FF-2 45x60cm



ERC-1 120x90cm



ERC-2 120x90cm

Warning Signs



WA-1L 60x60cm
WA-101L 75x75cm



WA-1R 60x60cm
WA-101R 75x75cm



WA-2L 60x60cm
WA-102L 75x75cm



WA-2R 60x60cm
WA-102R 75x75cm



WA-3L 60x60cm
WA-103L 75x75cm



WA-3R 60x60cm
WA-103R 75x75cm



WA-4L 60x60cm
WA-104L 75x75cm



WA-4R 60x60cm
WA-104R 75x75cm



WA-5L 60x60cm
WA-105L 75x75cm



WA-5R 60x60cm
WA-105R 75x75cm



WA-6L 60x60cm
WA-106L 75x75cm



WA-6R 60x60cm
WA-106R 75x75cm



WA-6T 60x30cm



WA-7T 45x45cm



WA-8 75x75cm
WA-108 90x90cm



WA-8L 90x90cm
WA-108L 120x120cm



WA-8R 90x90cm
WA-108R 120x120cm



WA-8LR 90x90cm
WA-108LR 120x120cm



WA-9 45x60cm
WA-109 60x75cm



WA-11 60x60cm



WA-11A 60x60cm
WA-111A 75x75cm



WA-12 60x60cm



WA-12A 60x60cm
WA-112A 75x75cm



WA-13R 60x60cm



WA-13L 60x60cm



WA-13AR 60x60cm
WA-113AR 75x75cm



WA-13AL 60x60cm
WA-113AL 75x75cm



WA-14 60x60cm



WA-15 60x60cm



WA-15A 60x60cm
WA-115A 75x75cm

Warning Signs



WA-16 75x75cm
WA-116 90x90cm
WA-1116 120x120cm



WA-17 60x60cm



WA-18T 60x30cm
WA-118T 90x45cm



WA-19 90x90cm



WA-19T 75x45cm



WA-21 75x75cm
WA-121 90x90cm



WA-21T 75x45cm



WA-22 60x60cm



WA-22A 60x60cm



WA-22T 45x22.5cm



WA-23T 60x30cm
WA-123T 90x45cm



WA-23L 75x75cm
WA-123L 90x90cm



WA-23R 75x75cm
WA-123R 90x90cm



WA-1123L
270x300cm



WA-1123R
270x300cm



WA-23LT 60x60cm



WA-23RT 60x60cm



WA-24 75x75cm
WA-124 90x90cm



WA-24A 90x90cm



WA-24T 60x45cm



WA-25 75x75cm
WA-125 90x90cm



WA-25T 60x30cm
WA-125T 90x45cm



WA-26 60x60cm
WA-126 90x90cm



WA-27 90x60cm



WA-28 75x75cm
WA-128 90x90cm



WA-28T 60x30cm



WA-29 60x60cm



WA-30 90x90cm



WA-30T 75x45cm



WA-30A 90x90cm

Warning Signs



WA-31 45x45cm



WA-32 60x90cm
WA-132 90x120cm
WA-1132 150x210cm



WA-32A 60x75cm
WA-132A 90x120cm



WA-32T 60x20cm
WA-132T 90x30cm



WA-33L 30x90cm



WA-33R 30x90cm



WA-133LR 45x90cm



WA-34 75x75cm



WA-34T 60x60cm



WA-35 75x75cm



WA-35T 60x60cm



WA-50L 90x120cm



WA-50R 90x120cm



WA-51L 120x150cm



WA-51R 120x150cm



WA-52L 120x120cm



WA-52R 120x120cm



WA-53L 150x120cm



WA-53R 150x120cm



WA-54L 150x120cm



WA-54R 150x120cm



WA-56R 90x90cm
WA-156R 120x120cm



WA-57L 90x120cm
WA-157L 120x150cm



WA-57R 90x120cm
WA-157R 120x150cm



WA-58L 90x120cm
WA-158L 120x150cm



WA-58R 90x120cm
WA-158R 120x150cm



WA-63 60x75cm



WA-63A 90x120cm



WA-70T 60x30cm



WA-72 75x75cm

Warning Signs



WA-73 90x60cm



WA-74 45x45cm



WA-74T 45x22.5cm



WA-75 75x75cm
WA-175 90x90cm



WA-76 90x90cm
WA-176 120x120cm



WA-76T 90x45cm
WA-176T 120x60cm



WB-1 75x75cm
WB-101 90x90cm
WB-1101 120x120cm



WB-1A 75x75cm
WB-101A 90x90cm



WB-2 60x60cm
WB-102 75x75cm
WB-102A 120x120cm



WB-102AT 120x75cm



WB-3 90x90cm
Diamond Grade
Yellow/Green



WB-4 75x75cm
WB-104 90x90cm



WB-6 60x60cm



WB-7 75x75cm



WB-10* 60x60cm
*M.U.T.C.D.C



WC-1 60x60cm
WC-101 80x80cm
Diamond Grade
Yellow/Green



WC-2 60x90cm
WC-102 90x120cm
Diamond Grade
Yellow/Green



WC-2T 60x45cm
WC-102T 90x45cm
Diamond Grade
Yellow/Green



WC-2A 60x90cm
WC-102A 90x120cm
Diamond Grade
Yellow/Green



WC-2AT 60x45cm
WC-102AT 90x45cm
Diamond Grade
Yellow/Green



WC-3 75x75cm



WC-4 75x75cm
WC-104 120x120cm



WC-4B 75x75cm
WC-104B 120x120cm



WC-5 75x75cm
WC-105 90x90cm



WC-5T 60x30cm



WC-6L 75x75cm



WC-6R 75x75cm



WC-6T 60x30cm



WC-7 75x75cm



WC-7T 60x30cm

Warning Signs



WC-8L 75x75cm
WC-108L 90x90cm



WC-8R 75x75cm
WC-108R 90x90cm



WC-8T 60x30cm



WC-9 60x60cm



WC-10L 75x75cm



WC-10R 75x75cm



WC-11 60x60cm
WC-111 90x90cm



WC-12 60x60cm
WC-112 90x90cm



WC-12T 60x30cm



WC-13 90x90cm



WC-14 60x60cm



WC-15 60x60cm



WC-17 90x90cm



WC-18 60x60cm



WC-18T 60x30cm



WC-19 60x60cm



WC-19T 60x30cm



WC-20 90x40cm
WC-120 180x60cm



WC-21 75x75cm



WC-21T 60x30cm



WC-22 60x60cm



WC-23 60x60cm



WC-24 60x60cm



WC-24T 60x30cm



WC-25L 75x75cm



WC-25R 75x75cm



WC-25T 60x30cm



WC-26 75x75cm



WC-26T 60x30cm



WC-27R 60x60cm

Warning Signs



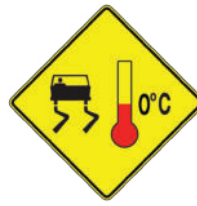
WC-27L 60x60cm



WC-28 45x60cm



WC-29 90x60cm



WC-30 75x75cm



WC-30TA 60x30cm



WC-30TB 60x30cm



WC-32T 60x30cm



WC-34 60x90cm



WC-43* 60x60cm
*M.U.T.C.D.C



WC-44R* 60x60cm
*M.U.T.C.D.C



WC-44L* 60x60cm
*M.U.T.C.D.C



WC-44T* 30x60cm
*M.U.T.C.D.C



CW-1 60x60cm



CW-2 60x60cm



CW-3 60x60cm

Temporary Condition Signs



TC-1 90x90cm,
120x120cm



TC-1A 90x90cm,
120x120cm



TC-1B 90x90cm,
120x120cm



TC-102B 90x90cm



TC-102A 90x90cm



TC-121 90x90cm



TC-103L 90x90cm



TC-103R 90x90cm



TC-3RT 60x60cm



TC-3LT 60x60cm



TC-3TA 60x30cm,
90x45cm



TC-4 90x90cm,
120x120cm




TC-5 90x90cm,
120x120cm,
180x180cm



TC-5A 90x90cm,
120x120cm,
180x180cm



TC-5B 90x90cm,
120x120cm,
180x180cm



TC-7 120x120cm,
210x210cm



TC-7TA 120x30cm, 210x25cm



TC-7TB 120x30cm, 210x25cm



TC-10 120x60cm, 210x120cm



TC-9L 75x75cm,
90x90cm



TC-9R 75x75cm,
90x90cm



TC-9L(2) 90x90cm,
120x120cm



TC-9R(2) 90x90cm,
120x120cm



TC-109L(3)
120x120cm



TC-109R(3)
120x120cm



TC-10T 45x45cm,
60x60cm



TC-10ALT 45x30cm,
60x45cm



TC-10ART 45x30cm,
60x45cm



TC-10ALrT 45x30cm,
60x45cm



TC-10BLT 45x30cm,
60x45cm



TC-10BRT 45x30cm,
60x45cm

Temporary Condition Signs



TC-10BRrT 45x30cm,
60x45cm



TC-10CT 45x30cm,
60x45cm



TC-10CrT 45x30cm,
60x45cm



TC-10DT 45x30cm,
60x45cm



TC-10ELT 45x30cm,
60x45cm



TC-10ERT 45x30cm,
60x45cm



TC-10FLT 45x30cm,
60x45cm



TC-10FRT 45x30cm,
60x45cm



TC-11 90x90cm



TC-11T 75x45cm



TC-11TA 60x30cm,
90x45cm



TC-13 90x90cm



TC-14 60x60cm



TC-15 60x60cm



TC-16AL 60x60cm,
75x75cm



TC-16AR 60x60cm,
75x75cm



TC-16BL 60x60cm,
75x75cm



TC-16BR 60x60cm,
75x75cm



TC-16CL 60x60cm,
75x75cm



TC-16CR 60x60cm,
75x75cm



TC-16DL 60x60cm,
75x75cm



TC-16DR 60x60cm,
75x75cm



TC-16EL 60x60cm,
75x75cm



TC-16ER 60x60cm,
75x75cm



TC-16EL(2) 75x75cm,
90x90cm



TC-16ER(2) 75x75cm,
90x90cm



TC-16EL(3) 90x90cm,
120x120cm



TC-16ER(3) 90x90cm,
120x120cm



TC-17T 45x45cm



TC-18 45x60cm,
60x75cm

Temporary Condition Signs



TC-19 90x90cm



TC-19T 75x45cm



TC-20 75x75cm,
90x90cm



TC-20AT 75x45cm,
90x60cm



TC-23 60x60cm,
75x75cm



TC-23A 60x60cm,
75x75cm



TC-23AT 75x45cm



TC-27 150x75cm



TC-24 75x75cm,
90x90cm



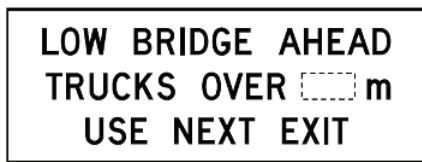
TC-31L 90x90cm



TC-31R 90x90cm



TC-32 90x90cm



TC-33 240x90cm



TC-32T 90x60cm



TC-33A 60x60cm,
90x90cm



TC-33B 90x60cm



TC-34 90x90cm



TC-35 90x90cm



TC-36 60x90cm



TC-37 60x60cm



TC-39 45x45cm



TC-40L 45x45cm



TC-40R 45x45cm



TC-41T 45x30cm



TC-101 60x60cm



TC-101T 60x30cm



TC-102 60x60cm



TC-102T 60x30cm

Temporary Condition Signs



TC-41 45x45cm



TC-41R 45x45cm



TC-42 45x45cm



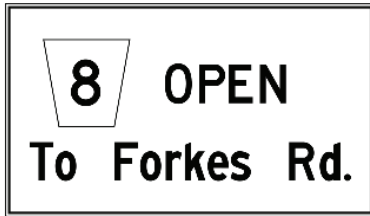
TC-43 45x45cm




TC-44 90x60cm



TC-45 90x60cm




TC-61 210x120cm



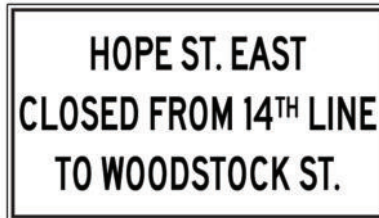
TC-62 240x120cm



TC-64 240x120cm



TC-66 210x120cm



TC-67 240x120cm



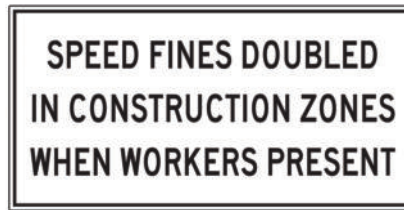
TC-65 120x120cm



TC-90 90x90cm
TC-90 (French) 90x90cm



Prod #1102 90x90cm



TC-90 240x120cm
TC-90 (French) 240x120cm



G-304 Vertical Dimension 30cm



G-305 Vertical Dimension 60cm



G-306 Vertical Dimension 90cm



G-301 Vertical Dimension 90cm



G-307 90x30cm, 120x30cm, 150x30cm



M-111 45x60cm



M-511 45x45cm



Roundabout Map
Variable Sizes



Roundabout Flags
Call for details



Fishhook Signs
Variable Sizes



RB-121
Variable Sizes



WA-38
Variable Sizes



WA-39 90x90cm



ROB-1
45x60cm



RA-7* 75x75cm
*M.U.T.C.D.C.



M-208 45x30cm



M-301L 45x30cm
M-301R 45x30cm



M-301A 45x30cm



M-300L 45x30cm
M-300R 45x30cm



M-302 45x30cm



M-309 45x30cm



M-305 45x30cm



M-312 45x30cm



M-204 45x30cm

Information Signs



RB-134 60x90cm



RB-134T 60x30cm



R10-18 MUTCDC 240x120cm



M-759
45x45cm, 60x60cm



M-705
45x45cm, 60x60cm



M-407
45x45cm, 60x60cm



M-406
45x45cm, 60x60cm



M-401
45x45cm, 60x60cm



M-210 45x30cm



M-211 45x30cm



M-403
45x45cm, 60x60cm



M-404
45x45cm, 60x60cm



G-600 60x60cm



G-601 60x30cm



G-602 60x30cm



ID-32 60x45cm



ID-32S 60x22.5cm



M-507
60x60cm



S-529 45x45cm
S-11 75x75cm
S-301 90x90cm



M-100 45.7x72.7cm



M-104 45x45cm



M-110 45x45cm



DWP-1 60x60cm



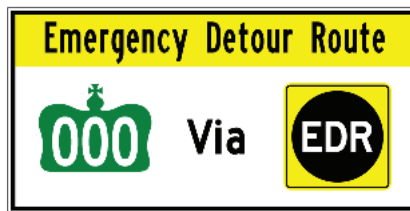
G-707 45x60cm



G-705 45x30cm



G-706 45x30cm



G-703 240x120cm

Street Name Signs

Impact Graphocs offers a variety of options and styles of street name signs to meet your needs. Made from extruded aluminum, on either 6 1/4" or 8". You can customize your background colour, text setup and colour, border style, and more. Choose from Engineering Grade Prismatic or High Intensity Prismatic sheeting. Just tell us the street name desired and we will lay it out on the appropriate length blade.


We can also provide sign blanks with or without reflective sheeting, die cut reflective numbers, letters, arrows and poppies.

Heritage Street Name Signs

Below are just some examples of the many Heritage street name signs that can be designed on 1/4" or 1/8" flat aluminum. There are many customizable options available, or work with us to design your own.



Rural Property Blade Post
Product #4640



"911" Property Blades
(side mount)
5"x12" or 5"x18"
6"x12" or 6"x18"
Custom Sizes Available



"911" Property Blades
(top mount)
12"x5"
12"x6"
Custom Sizes Available




7' Mini U-Channel Post
Product #4435



Recreational Signs



RS-7 60x60cm



RS-16 60x60cm



RS-26 60x60cm



RS-29 60x60cm



RS-31 60x60cm



RS-32 60x60cm



RS-39 60x60cm



RS-46 60x60cm



RS-53 60x60cm



RS-56 60x60cm



C-1 30x30cm



C-2 30x30cm



C-3 30x30cm



C-4 30x30cm



C-5 30x30cm



C-6 30x30cm



C-7 30x30cm



C-8 30x30cm



C-9 30x30cm



C-10 30x30cm



C-11 30x30cm



C-12 30x30cm



C-13 30x30cm



C-14 30x30cm



C-15 30x30cm



C-16 30x30cm



C-17 30x30cm



C-18 30x30cm

Recreational Signs



C-19 30x30cm



C-20 30x30cm



C-21 30x30cm



C-22 30x30cm



C-23 30x30cm



C-24 30x30cm



C-25 30x30cm



C-26 30x30cm



C-27 30x30cm



C-28 30x30cm



C-29 30x30cm



C-30 30x30cm



C-31 30x30cm



C-32 30x30cm



C-33 45x60cm



C-34A 30x30cm
C-34B 20x20cm



C-35 15x30cm



C-36 15x30cm



SP-1 30x30cm



SP-2 30x30cm



SP-3 30x30cm



SP-4 20x15cm



SG-1 30x30cm



SG-2 30x30cm



SG-3 30x30cm



R-1 30x30cm



R-2 30x30cm



R-3 30x30cm



R-4 30x30cm



R-5 20x30cm

Recreational Signs



R-5 20x30cm



R-6 20x30cm



R-7 20x30cm



R-8 20x30cm



R-9 20x30cm



R-10 45x30cm



R-12 45x30cm



R-13 30x30cm



R-14 30x30cm



R-15 30x30cm



R-16 30x30cm



I-1 30x30cm



I-2 30x30cm



I-3 30x30cm



I-4 30x30cm



I-5 30x30cm



I-6 30x30cm



I-7 30x30cm



I-8 30x30cm



I-15 30x30cm



I-16 30x30cm



I-17 30x30cm



I-18 30x30cm



I-19 30x15cm



I-20 30x15cm



I-21 30x15cm



I-22 30x15cm




I-23 30x30cm



I-24 9"x5"



I-25 9"x5"



I-27 45x60cm

 Danger flammable materials	 Danger combustible materials	 Danger oxidized	 Poisonous and infectious materials	 Danger toxic substances	 Danger open hole
D-10 8"x12" or 12"x18"	D-11 8"x12" or 12"x18"	D-12 8"x12" or 12"x18"	D-13 8"x12" or 12"x18"	D-14 8"x12" or 12"x18"	D-15 8"x12" or 12"x18"
 Danger chemical products	 Danger burning hazard	 Danger closed area	 Danger cutting hazard	 Danger high voltage	 Danger of electrocution
D-16 8"x12" or 12"x18"	D-17 8"x12" or 12"x18"	D-18 8"x12" or 12"x18"	D-19 8"x12" or 12"x18"	D-20 8"x12" or 12"x18"	D-21 8"x12" or 12"x18"
 Danger explosive	 Danger dragging hazard	 Danger falling ice	 Danger snowfalling	 Danger splashing hazard	 Danger risk of glare
D-22 8"x12" or 12"x18"	D-23 8"x12" or 12"x18"	D-24 8"x12" or 12"x18"	D-25 8"x12" or 12"x18"	D-26 8"x12" or 12"x18"	D-27 8"x12" or 12"x18"
 Fire alarm box	 Fire hose	 Fire extinguisher	 Fire cabinet	 Emergency shower	 Emergency shower and eye wash
E-10 8"x12" or 12"x18"	E-11 8"x12" or 12"x18"	E-12 8"x12" or 12"x18"	E-14 8"x12" or 12"x18"	E-15 8"x12" or 12"x18"	E-16 8"x12" or 12"x18"
 Eye wash fountain	 First aid kit	 Stretcher	 Medical centre	 First aid station	 Fire alarm
E-17 8"x12" or 12"x18"	E-18 8"x12" or 12"x18"	E-19 8"x12" or 12"x18"	E-20 8"x12" or 12"x18"	E-21 8"x12" or 12"x18"	E-22 8"x12" or 12"x18"

Safety Signs



Emergency phone

E-23

8"x12" or 12"x18"



Men

G-10

8"x12" or 12"x18"



Women

G-11

8"x12" or 12"x18"



Men and Women

G-12

8"x12" or 12"x18"



Access for the disabled

G-14

8"x12" or 12"x18"



Parking

G-15

8"x12" or 12"x18"



Shower

G-16

8"x12" or 12"x18"



Telephone

G-17

8"x12" or 12"x18"



Cafeteria

G-18

8"x12" or 12"x18"



Elevator

G-19

8"x12" or 12"x18"



Waste

G-20

8"x12" or 12"x18"



Smoking area

G-21

8"x12" or 12"x18"



Drinking water

G-22

8"x12" or 12"x18"



Safety footwear mandatory

M-10

8"x12" or 12"x18"



Respirator mandatory

M-11

8"x12" or 12"x18"



Hearing protection mandatory

M-12

8"x12" or 12"x18"



Safety glasses mandatory

M-13

8"x12" or 12"x18"



Gloves mandatory

M-14

8"x12" or 12"x18"



Safety helmet mandatory

M-15

8"x12" or 12"x18"



Safety helmet and glasses mandatory

M-16

8"x12" or 12"x18"



Safety glasses and visor mandatory

M-17

8"x12" or 12"x18"



Safety visor mandatory

M-18

8"x12" or 12"x18"



Report all injuries

M-19

8"x12" or 12"x18"



Protective apron mandatory

M-20

8"x12" or 12"x18"



Protective clothing mandatory

M-21


8"x12" or 12"x18"



Locking policy enforced

M-22

8"x12" or 12"x18"



Smock mandatory

M-23

8"x12" or 12"x18"



Hair protection mandatory

M-24

8"x12" or 12"x18"



Life jacket mandatory

M-25

8"x12" or 12"x18"



Use pedestrian walkway

M-26

8"x12" or 12"x18"

Safety Signs



M-28
8"x12" or 12"x18"




M-29
8"x12" or 12"x18"




M-30
8"x12" or 12"x18"



M-31
8"x12" or 12"x18"



M-32
8"x12" or 12"x18"



M-34
8"x12" or 12"x18"



P-10
8"x12" or 12"x18"



P-11
8"x12" or 12"x18"



P-12
8"x12" or 12"x18"



P-13
8"x12" or 12"x18"



P-14
8"x12" or 12"x18"



P-15
8"x12" or 12"x18"



P-16
8"x12" or 12"x18"



P-17
8"x12" or 12"x18"



P-18
8"x12" or 12"x18"



P-19
8"x12" or 12"x18"



P-20
8"x12" or 12"x18"



P-21
8"x12" or 12"x18"



W-10
8"x12" or 12"x18"



W-11
8"x12" or 12"x18"



W-12
8"x12" or 12"x18"



W-13
8"x12" or 12"x18"



W-14
8"x12" or 12"x18"



W-15
8"x12" or 12"x18"



W-16
8"x12" or 12"x18"



W-17
8"x12" or 12"x18"



W-18
8"x12" or 12"x18"

Safety Signs



DS-10
14"x10" or 18"x12"



DS-11
14"x10" or 18"x12"



DS-12
14"x10" or 18"x12"



DS-13
14"x10" or 18"x12"



DS-14
14"x10" or 18"x12"



DS-15
14"x10" or 18"x12"



CS-10
14"x10" or 18"x12"



CS-11
14"x10" or 18"x12"



CS-12
14"x10" or 18"x12"



CS-13
14"x10" or 18"x12"



CS-14
14"x10" or 18"x12"



CS-15
14"x10" or 18"x12"



NS-10
14"x10" or 18"x12"



NS-11
14"x10" or 18"x12"



NS-12
14"x10" or 18"x12"



NS-13
14"x10" or 18"x12"



NS-14
14"x10" or 18"x12"



NS-15
14"x10" or 18"x12"



WS-10
14"x10" or 18"x12"



WS-11
14"x10" or 18"x12"



WS-12
14"x10" or 18"x12"



WS-13
14"x10" or 18"x12"



WS-14
14"x10" or 18"x12"



WS-15
14"x10" or 18"x12"



SS-10
14"x10" or 18"x12"



SS-11
14"x10" or 18"x12"



SS-12
14"x10" or 18"x12"



SS-13
14"x10" or 18"x12"



SS-14
14"x10" or 18"x12"



SS-15
14"x10" or 18"x12"



TS-10
14"x10" or 18"x12"



TS-11
14"x10" or 18"x12"



TS-12
14"x10" or 18"x12"



TS-13
14"x10" or 18"x12"



TS-14
14"x10" or 18"x12"



TS-15
14"x10" or 18"x12"

Safety Signs



FS-1
12"x12"



FS-2
12"x12"



FS-3
12"x12"



FS-4
12"x12"



FS-5
12"x12"



FS-9A
5"x18"



FS-9B
5"x18"



FS-9C
5"x18"



FS-9D
10"x18"



FS-10
7"x10"



FS-11
7"x10"



FS-12
10"x7"



FS-14
10"x7"



FS-15
10"x7"



FS-16
10"x7"



FS-17
10"x7"



FS-18
10"x7"



NS-101
12"x12"



NS-108
6"x6"



NS-109
6"x6"



NS-303
Various Sizes



NS-304
12"x12"

Property Signs



CCS-11
12"x18"
18"x24"



CCS-12
12"x18"
18"x24"




CCS-15
12"x18"
18"x24"



CCS-31
12"x18"
18"x24"



PS-29
12"x18"
18"x24"



CCS-00
12"x18"
18"x24"



CCS-19
12"x18"
18"x24"



CCS-20
12"x18"
18"x24"



CCS-32
12"x18"
18"x24"



PS-16
12"x18"
18"x24"



PS-28
12"x18"
18"x24"



PS-00
12"x18"
18"x24"



RB-93
12"x18"



RB-52
12"x18"



RB-52
12"x18"



RB-52
12"x18"



RB-52
12"x18"



RB-52
12"x18"



PPS-10
12"x12"
18"x18"



PPS-13
12"x12"
18"x18"



PPS-14
12"x12"
18"x18"



PPS-15
12"x12"
18"x18"



PPS-18
12"x12"
18"x18"



PPS-00
12"x12"
18"x18"



PPS-25
12"x12"
18"x18"



PPS-28
12"x12"
18"x18"



PPS-29
12"x12"
18"x18"



PPS-30
12"x12"
18"x18"



PPS-32
12"x12"
18"x18"



PPS-01
12"x12"
18"x18"



GCS-27
18"x12"

SP-131
18"x12"

S-409
18"x12"

S-111
18"x12"

SP-133
18"x12"

SP-00
18"x12"



PS-34
18"x12"



PS-39
14"x10"
18"x12"



PS-40
12"x18"
18"x24"



PS-41
12"x18"
18"x24"



PS-42
14"x10"
18"x12"



MS-23
12"x18"
18"x24"



MS-10
12"x18"
18"x24"



MS-11
12"x18"
18"x24"



MS-12
12"x18"
18"x24"



MS-13
12"x18"
18"x24"



MS-14
12"x18"
18"x24"



S-73
12"x18"



CCS-25
12"x18"
18"x24"



PS-31
12"x18"
18"x24"



PS-32
12"x18"
18"x24"



PS-33
12"x18"
18"x24"



GCS-1
12"x18"
18"x24"



GCS-2
12"x18"
18"x24"



SP-105
18"x12"

Mounting Hardware



Round Post Sign Mounting Bracket
Product #4598

Secures sign to a 2 3/8" round post. Two required for most applications.



Bracket Add-On
Product #4650

Back-to-back add-on for #4598 round post bracket.



Round Post Street Blade Bracket
Product #4612

2 3/8" round post cap for flat or extruded blade. Includes 6 each #4620 vandal-resistant screw set.



Round Post Cap
Product #4632

To cover the top of a round post.



U-Channel Post Adapter
Product #4627

Connects to U-Channel post. Use in conjunction with round post bracket.



U-Channel Post Bracket for Extruded Blade
Product #4610

Bolts to U-Channel post for extruded street blade. Includes 2 each #4620 vandal-resistant screw set.



Square Post Cap
Product #4641

Post cap for flat or extruded blades. Fits on either 1 3/4" square, or 2 3/8" round posts. Includes 6 each #4620 vandal-resistant screw set.



Square Post Cap
Product #4617

4"x4" square post cap for extruded blade. Includes 4 each #4620 vandal resistant screw set.




Square Post Cap
Product #4648

4"x4" wood post top mount bracket with open sides. Includes 2 each #4620 vandal-resistant screw set.




Cross Mounting Bracket
Product #4611

90-degree cross separator for flat or extruded blade. Includes 4 each #4620 vandal-resistant screw set.



Cross Mounting Brackets (Adjustable)
Product #4613

Swivel cross separator for flat or extruded blade. Includes 4 each #4620 vandal-resistant screw set.



End Mount Bolt Through Sign Bracket
Product #3041

Backing design ideal for post mount to 2 3/8" round, 1 1/2" square, and all lamp standards. Can be mounted with strapping or bolt.

Comes with stainless steel hardware.



Strap-on End Mount Sign Bracket
Product #3042

Sign to post installation, mounts to 2 7/8" round post, 2" square, and all lamp standards. 6" sign holder, 4 3/4" sign hole centres.

Sold as a set of two, comes with hardware.



L-Mount Bracket
Product #4631

Mounts sign out from a wall or post at an angle. Can be mounted with strapping or bolt.



End Mount Bracket
Product #1502 - 6" blade
Product #1503 - 8" blade

Secures flat or extruded street blades. Must be drilled with a 3/8" hole. Mount on wall, concrete, wood, or any post with 3/4" strapping, bolts, lag screws or spikes. Hardware not included.



Metro Wing Bracket
Product #4625 - 14.5"

Secures flat or extruded street blades. Mount on wall, concrete, wood, or any post with 3/4" strapping, bolts, lag screws or spikes. Minimum blade length 14 1/2". Includes 2 each #4620 vandal-resistant screw set.



Metro Wing Bracket
Product #4649 - 24"

Secures flat or extruded street blades. Mount on wall, concrete, wood, or any post with 3/4" strapping, bolts, lag screws or spikes. Minimum blade length 24". Includes 3 each #4620 vandal-resistant screw set.



End Mount 24" T-Bracket
Product #3043

8"x24" sign bracket. Mount on wall, concrete, wood, or any post with 3/4" strapping, bolts, lag screws or spikes. Hardware not included.

Mounting Hardware



Chevron Adjustable Bracket
Product #4630

Secures two Chevrons to single post, adjustable to any angle. When properly mounted, signs are visible from both directions. All hardware is included.



Allen Wrench Tool
Product #2000

Works with standard set screws having a 5/32" Allen head. Also works with #4620 Vandal-Resistant set screws and #4621 Button Head Vandal-Resistant Bolt.



T-Handle Allen Wrench Tool
Product #2001

Works with standard set screws having a 5/32" Allen head. Also works with #4620 Vandal-Resistant set screws and #4621 Button Head Vandal-Resistant Bolt.



Tri-Groove Nut Installation Tool
Product #4647

Used for installation of #4643 and #4644 Vandal-Resistant Tri-Groove Nut



Vandal-Resistant Set Screw with Centre Pin
Product #4620

5/16" x 3/8" Zinc-plated steel standard cup point with a 5/32" Allen head. Requires a #2000 installation tool.



Vandal-Resistant Button Head Bolt with Centre Pin
Product #4621

5/16" x 3/4" Zinc-plated steel standard cup point with a 5/32" Allen head. Requires a #2000 installation tool.



Zinc Plated Carriage Bolt
Product #2996 - 3/8" x 2"
Product #2997 - 3/8" x 2 1/2"

Stainless Steel Carriage Bolt
Product #2998 - 3/8" x 2"



Vandal-Resistant Break-a-way Nut
Product #4615 - 5/16 - 18" alum.
Product #4618 - 3/8 - 16" alum.

Requires a standard wrench for installation. When nut is tight, keep twisting firmly to break off hex head.



Vandal-Resistant Tri-Groove Nut
Product #4644 - 5/16 - 18"
Product #4643 - 3/8 - 16"

Requires #4647 Tri-Groove Nut Installation Tool



Square Post Sign Mounting Hardware Kit
Product #4634 - 3/8" x 2 1/2"



Square Post Corner Bolt & Nut
Product #4636 - 5/16"

Used to attach a sign to square tubing or splice two square posts together. Will accommodate up to a 2" square post.



U-Channel Post Splicing Kit
Product #4616 - 3/8" x 3"

Used for attaching two U-Channel posts together.



U-Channel Post Sign Mounting Kit
Product #4600

Two each required for complete assembly.



U-Channel Post Spacer, Galvanized Steel
Product #4597

Spacer for mounting sign to U-Channel posts.



U-Channel Spacer, Cast Aluminum
Product #4599

Spacer for mounting sign to U-Channel posts.



Square Post Vandal Guard Drive Rivet
Product #4881

Attaches sign to square post. Uses a standard hammer for installation. Comes from flat nylon washer.



Flat Nylon Washer
Product #4645

3/8" (ID) x 1" (OD)



Chain Link Fence Sign Mounting Clip
Product #4654

Grooves sit in the links of a chain link fence, and bolt holds sign in place. Two or more will be required in most applications.

Mounting Hardware



Stainless Steel Banding Roll (100' /box)

Product **#3005** - 1/2"
 Product **#3010** - 5/8"
 Product **#3007** - 3/4"

Used with steel buckles and a clamping tool, these banding rolls are made from high quality .03 stainless steel that ensures maximum tension.



Pre-Fabricated SS Bucklestraps

Product **#3040** - 1/2" x 34"
 Product **#3090** - 5/8" x 34"
 Product **#3091** - 5/8" x 46"

Stainless steel cut to size with a permanently attached buckle on one end. Allows for quick in stallation, reducing the number of tools needed. Custom lengths are available.



Heavy Duty Banding Tool

Product **#3009**

For band widths starting at 1/2" and up to 3/4"




Flared Leg Bracket

Product **#3004**

The flared leg bracket design provides a secure fit that locks each leg in place on round poles or mast arms of almost every diameter.

Comes with stainless steel hardware.



Straight Leg Bracket

Product **#3003**

Straight leg bracket design should be used when mounting a sign on a flat surface or to straddle the shape of fluted poles.

Comes with stainless steel hardware.



Stainless Steel Banding Buckles (100 /box)

Product **#3006** - 1/2" Product **#3008** - 3/4"
 Product **#3011** - 5/8"

Used with stainless steel banding and a clamp ing tool, these buckles are made from high quality stainless steel that ensures clamping quality and maximum strength.



Tiger Tail

Product **#37074** - aluminum
Product **#37075** - steel

Reflective 20x90cm delineator comes with red and white reflective strips.



Delineator Panel

Product **#3097**

Reflective 20x90cm delineator comes with black and orange stripes on .090 polyethylene.



Illum-o-stick Delineator

Product **#3096** - 4" x 66"

Comes with reflective tape on both sides. Virtually indestructible.



Delineator Posts

Product **#3098** - 4" x 48"

Delineator comes with 2 white reflective stripes and a 10 lb rubber base.



Fire Hydrant Marker

Product **#3050** - 3" x 54"

Comes with reflective hydrant decal on both sides. Find hydrant day and night in deep snow.



Universal Markers

Product **#3052** - white
Product **#3053** - yellow
3" x 63"

Lightweight, impact and vandal resistant delineator great for marking applications.



Reboundable Delineator

Product **#3099** - white
Product **#3095** - yellow
3" x 42"
Product **#4000** - white
3" x 66"

Comes with reflective strips as shown.



Reboundable Delineator Installation Kits

Product **#32745** - asphalt (top)
Product **#37496** - concrete (bottom)

Includes four pieces, for installation of reboundable delineator posts.

Delineators



Flexible Traffic Calming Delineator

This flexible road panel is designed to be installed on the road, and can effectively raise driver awareness in areas of high pedestrian traffic.

At 48" tall, it sports a reflective panel of 10" x 45" to be both compact and visually effective.

Hardware kits are also available, as the post can be bolted into either concrete or asphalt.

Available as both a single or double sided option, and fully customizable.





White with White Stripes
Product #2926



Yellow with White Stripes
Product #2927



Yellow with Yellow Stripes
Product #2928



Blue with White Stripes
Product #2929


Flexible Delineator Posts

A high performance delineator designed to maximize safety for all road users in cities and highways. It's height is its most important safety feature. At a size of 48" x 3.25", it provides eye-catching visibility for truck drivers at night and all road users 24 hours a day. Four reflective and flexible strips are embedded into each post and remain securely attached after multiple impacts. The reflectors' durability is equal to the post itself, which can withstand more than 200 collisions. The product's design also provides a pleasant visual environment for road users.

Asphalt and concrete mounting kits are sold separately, and other specialized installation kits may be available if required.

Asphalt Installation Kit Product #2930


Includes three pieces, for installation of above flexible delineator posts



Concrete Installation Kit Product #2931

Includes three pieces, for installation of above flexible delineator posts





White Delineators


Product #2909 - 4"

Product #2919 - 6"

Product #2912 - 5"

Product #2914 - 10"

High intensity white on aluminum.



Yellow Delineators


Product #2910 - 4"

Product #2920 - 6"

Product #2913 - 5"

Product #2915 - 10"

High intensity yellow on aluminum.



Snow Plow Delineators

Product #2916 - 4"

Product #2921 - 6"

Product #2917 - 5"

Product #2918 - 10"

High intensity green and white on aluminum.



White Delineator Strip

Product #2908

High intensity sheeting on a 14" x 4" thin .020 aluminum, used to wrap around tops of guard rail posts to mark road edges.



Yellow Delineator Strip

Product #2907

High intensity sheeting on a 14" x 4" thin .020 aluminum, used to wrap around tops of guard rail posts to mark road edges.



Guard Rail Delineator

Product #3145

A white high intensity reflective 4" delineator which can be bolted to guard rail posts or jersey barriers to mark road edges.



White Flexible Guard Rail Delineator

Product #16846 - High Intensity Reflective

Product #16848 - Diamond Grade Reflective

A flexible reflective 4" delineator which can be bolted to guard rail posts or jersey barriers to mark road edges.



Yellow Flexible Guard Rail Delineator

Product #16847 - High Intensity Reflective


Product #16849 - Diamond Grade Reflective

A flexible reflective 4" delineator which can be bolted to guard rail posts or jersey barriers to mark road edges.



Blue Fire Hydrant Ring
Product #2922

Indicates water flow capabilities of fire hydrants. Blue indicates 1500 GPM



Green Fire Hydrant Ring
Product #2923

Indicates water flow capabilities of fire hydrants. Green indicates 1000-1499 GPM



Orange Fire Hydrant Ring
Product #2924

Indicates water flow capabilities of fire hydrants. Orange indicates 500-999 GPM



Red Fire Hydrant Ring
Product #2925


Indicates water flow capabilities of fire hydrants. Red indicates below 500 GPM



Slow Moving Vehicle Symbol

Product #20386 - aluminum
Product #4646 - rigid plastic
Product #4653 - decal

To be mounted on the back of slow moving vehicles. Symbol is 30 x 35cm.



Slow Moving Vehicle Mounting Bracket

Product #37768

Kit includes hardware to mount sign to the back of vehicle. Made from electro-galvanized steel for enhanced outdoor durability. Allows for easy sign removal when not in use.



Oversize Load
1/2" Plywood (Reflective)

Product #4847 - 96" x 18"
Product #4879 - 65" x 12"

Vinyl Banner (Non-Reflective)

Product #4857 - 96" x 18"
Product #4848 - 96" x 14"



Pavement Marking Tape (50yd roll)

Product #3302 - 4" white
Product #3303 - 4" yellow

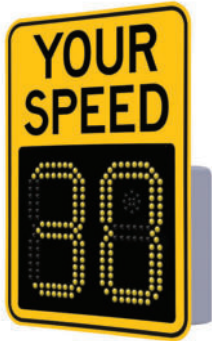
Reflective tape is textured for traction and durability. Readily conforms to surface when taped and is immediately ready for traffic following application.



Conspicuity Tape

Product #2999 - 2" x 50yd

Highly retroreflective microprismatic markings designed to mark the sides and rear of vehicles for enhanced visibility and detection.



Safe Pace Evolution 12

- Product #37526 - AC Power
- Product #37525 - Battery Power
- Product #37523 - Solar Power

Compact radar speed sign with 12" digits, dual color display, and flashing strobe alert.



Safe Pace Evolution 12 Full Matrix

- Product #37749 - AC Power
- Product #37750 - Battery Power
- Product #37748 - Solar Power

Compact radar speed sign with 12" digits, full matrix display for text and graphics, including speed activated changes or scrolling message.



Safe Pace Evolution 15

- Product #37756 - AC Power
- Product #37755 - Solar Power

Compact radar speed sign with 15" digits, and tri-color display. Speed activated messages flash to alert speeding drivers.



Safe Pace Evolution 15 Full Matrix

- Product #37167 - AC Power
- Product #32434 - Solar Power

Compact radar speed sign with 15" digits, and full matrix display for text and graphics, including speed activated color changes or scrolling messages.



Safe Pace Evolution 18

- Product #37746 - AC Power
- Product #37745 - Solar Power

Compact radar speed sign with 18" digits, dual color display, and flashing strobe alert.



Safe Pace Evolution 18 Full Matrix

- Product #37744 - AC Power
- Product #37743 - Solar Power

Compact radar speed sign with 18" digits, and full matrix display for text and graphics, including speed activated color changes and animated or scrolling messages.



Armadillo Tracker

- Product #20285

Fully Integrated multi-lane bidirectional traffic data gathering device. Features long range wireless connectivity. 2+ week runtime on batteries.



Armadillo Tracker Carrying Case

- Product #20286

Rugged carrying case for Armadillo tracker.



carmanah

TRAFFIC BEACON & SIGN SOLUTIONS



YIELD AT CROSSWALKS

Alert drivers to pedestrian crossing mid-block with Rectangular Rapid Flashing Beacons (RRFBs) or Circular Flashing Beacons.

- Applications:
- Mid-block crosswalks
 - Trail crossings
 - Roundabouts



FOCUS ON SIGNS

Improve stop, warning, and new sign compliance with 24-Hour Flashing Beacons.

- Applications:
- Stop signs
 - Yield signs
 - Curve Ahead signs
 - Wrong Way signs



BRIGHTEN SIGNS

Draw attention to school zones, highlight yield requirements at crosswalks, and reduce stop sign blow-throughs with LED-enhanced flashing signs.

- Applications:
- Stop signs
 - Crosswalk signs
 - School zone signs
 - and more



SLOW FOR SCHOOL ZONES

Don't just tell drivers to slow down with school zone signs, show them by adding School Zone Beacons (SZBs), radar speed signs, and LED flashing signs.

Sign Posts



Round Posts

Product #4629 - 10' x 2-3/8"

Product #4626 - 12' x 2-3/8"

Custom lengths also available.
.100 wall hot dipped galvanized pipe.



Square Delineator / 911 Posts

Product #4609 - 7' x 1" x 1"

Flat bearing surface for delineator markers or 911 emergency address signs. Comes with two rivet holes at 3 1/2" apart.



Portable Sign Post with Concrete Base

Product #4628 - 5ft 140lb

Product #4639 - 8ft 280lb

U-channel post embedded in concrete base for sturdy but still portable signage. Sign and hardware not included.



Rural Property Blade Post

Product #4640

Step Stake design makes for easy installation. Height of sign from ground level is 60".



Manual Post Puller

Product #4856

For manual removal of installed sign posts.



Manual Post Driver

Product #4633

36" 30lb post driver, will accommodate up to a 3" post.



Square Post Driver

Product #4652

17" 18lb post driver for installation of square posts. Keeps dirt out of anchor post for easy installation.



U-Channel Posts

Our flanged U-Channel posts are manufactured from high quality, high tensile steel with a hot dipped finish. They are designed to provide years of maintenance free service.

Product Code	Size
4601	4'
4602	5'
4603	8'
4604	10'
4605	12'

Mini U-Channel Post

4435	7'
------	----

Installation Hardware

Hardware options for mounting signs or splicing posts together. Can be easily installed without use of specialized tools.



Splicing Kit for U-Channel Post

Product #4616 - 3/8" x 3"

Used for attaching two U-Channel posts together.



Sign Mounting Kit

Product #4600

To mount signs to U-channel post. Two required per sign.



U-Channel Bolt Down Anchor Base

Product #4499
6" x 8" Base 12" High

Great for asphalt or concrete, used to easily mount U-Channel posts with no digging required.

Telescopic Bolt Down Anchor Base

Product #4635
6" x 6" Base 9" High

Allows for easy installation where soil mounting is not available
Works with 1 3/4" post



Sign Posts

Square Posts

Consists of square, perforated, welded steel tubing. Perforations on all four sides allow you to mount signs back-to-back and on adjacent sides. These square posts can be spliced together to accommodate telescoping breakaway post installations, raising potential sign height, and providing reusability.

Product Code	Size
4825	8' x 1-3/4"
4889	12' x 1 3/4"
4886	12' x 2"
4831	10' x 1-3/4"
4832	3' x 2"
4833	18" x 2-1/4"

Installation Hardware

Hardware options for mounting signs or splicing posts together. Can be easily installed without use of specialized tools.



Corner Bolt & Nut
Product #4636 - 5/16"

Used to attach a sign to square tubing or splice two square posts together. Will accommodate up to a 2" square post.




Vandal Guard Drive Rivet
Product #4881

Attaches sign to square post. Uses a standard hammer for installation. Comes with flat nylon washer.



Sign Mounting Hardware
Product #4634 - 3/8" x 2-1/2"

To mount signs to square post.

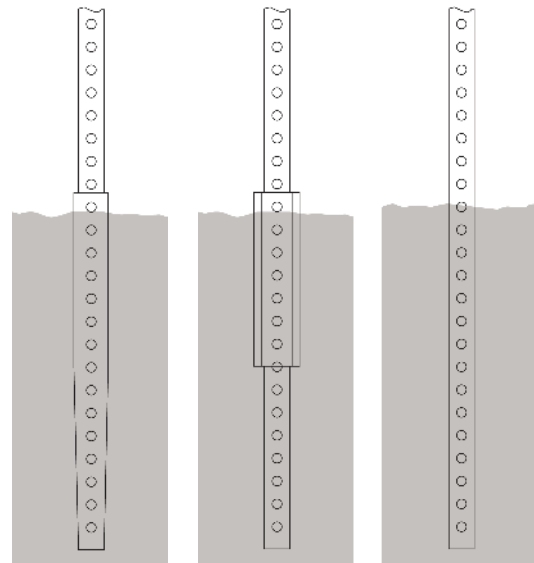


Single Breakaway Anchor

Using either manual or power equipment, a minimum 30" section of 12 gauge telescopic tubing is driven into the soil to serve as an anchor base. 1-2" is left exposed above the surface. One man working at ground level can safely and easily insert signpost into the anchor base and bolt it in place. Installation time is thus kept to a minimum. Signs can be bolted onto the post before installation.

Two-Piece Breakaway Anchor

A two-piece breakaway system is easily created by adding an outer sleeve to the original anchor base. This additional sleeve, approximately 18" long, provides a double wall thickness to accomplish the breakaway function.



Single Breakaway

Two-Piece Breakaway

Direct Embedded

Stacker Portable Base


Product #4507

The Stacker weighs 42lb and will not blow over in windy conditions, eliminating the need for sand bags.

- Go Green: Base is made from recycled tires
- Meets MUTCD specs
- Low profile rubber base design is ideal for limited storage or display areas
- Two molded handles allow for easy transport
- DSB100 features a latch style pocket for sign holder which fits standard roll up signs.



A stack of four stands is only 12" tall!



Traffic Control

Roll-Up Signs

Product Code	Style
4501	Men at Work
4502	Flag Man
4515	Right Lane Closed Ahead
4514	Left Lane Closed Ahead
4509	Lane Closure Arrow
4503	Yield to Oncoming Traffic
4529	No Passing
4504	Road Closed w/ Symbol
4512	Construction Ahead
4525	Yield Ahead
4535	Detour Arrow



Men at Work
TC-102B
Product #4501



Flag Man
TC-121
Product #4502



Left Lane Closed
TC-103L
Product #4514




Right Lane Closed
TC-103R
Product #4515



Lane Closure Arrow
TC-4
Product #4509



Construction Ahead
TC-1
Product #4512



Detour Arrow
TC-7
Product #4535



Yield Ahead
WB-1A
Product #4525




No Passing
RB-31
Product #4529



Yield to Oncoming Traffic
RB-91
Product #4503



Road Closed with Symbol
RB-92
Product #4504




Folding Flag System
Product #4506

Allows permanent attachment of two 18" vinyl flags to roll-up signs. Flags roll up with the sign for storage and are always available for fast deployment. Siding clips quickly lock flags in their open position.



Traffic Safety Flag
Product #3141

18" x 18" Bright orange visibility flag with 24" wooden dowel. Fits A-Frame or can be used by hand.




Roll-Up Bracket
Product #4516

This bracket allows roll up signs to be mounted to stands. Horizontal fiberglass ribs slide down to lock the sign into the bracket securely. Pulling on the spring loaded catch will release the sign.




Rigid Bracket
Product #4517

An optional bracket to be used in place of the Roll-Up Bracket when mounting rigid signs to a roll up base. Comes as a set of two pieces.



Rib Set for 90x90
Product #4508

Ribs for backing support of roll up signs sized 90x90cm (36" x 36")



Rib Set for 90x120
Product #4518

Ribs for backing support of roll up signs sized 90x120cm (36" x 48")



Storage Bags

Product #4511 - holds two signs and stands
Product #4530 - holds one fold & roll system

For storing and carrying roll-up signs and sign stands.



Frame Kit for Portable Stacker Base

Product #4534

Replacement part for portable stacker base sign stand.



Roll Up Holder for Stacker Base

Product #4536

Replacement part for portable stacker base sign stand.

Traffic Control

Uniflex

Product #4510

The perfect match for 36" and 48" roll-up signs. Uniflex features a heavy duty steel coil spring design providing superior stability in windy conditions. At the lowest height, the bottom of the sign will be 12" from the ground. The bracket is adjustable so that from the top of the sign, the sign height can be up to 84" off the ground. Sign stand features foot actuated kick releases with three locking positions for storage and stability on uneven terrain.

- MUTCD compliant
- Single heavy duty steel spring provides stability in gusty winds
- Aluminum leg length is 30" and telescopes to 51"



30"
tall



Twinflex

Product #4505

Full size sign stands feature steel and aluminum construction for long-lasting, dependable service. Dual heavy duty steel coil springs provide stability in gusty wind conditions.

- MUTCD compliant
- Twinflex features a two stage telescopic aluminum mast which allows roll-up and/or rigid signs to be displayed 12" to 84" off the ground
- Triple flagholder for 3/4" round flag staffs. Flags add roughly 15" to height of sign.
- Foot operated leg releases quickly lock legs in one of three positions to allow for storage or deployment on uneven terrain
- 10' Max height from top of sign, when sign bracket moved to top.

Triple Flagholder

Roll-Up Sign Bracket

Telescopic Mast

99"
tall

Dual Heavy Duty Springs

Foot Operated Leg Release

65"
tall

Traffic Control

Construction Fold & Roll Sign System

Product #4522 - Men Working

Product #4524 - Flagman

Fold & Roll system provides a convenient, all in one sign and stand that is easily portable and reusable. Stands 66" high at top of sign, and an additional 15" can be added with flags. TC-102B Men at Work and TC-121 Flagman legends are available. Customized fold and roll systems are possible upon request.

36"
tall



66"
tall



TC-102B
Prod #4522



TC-121
Prod #4524

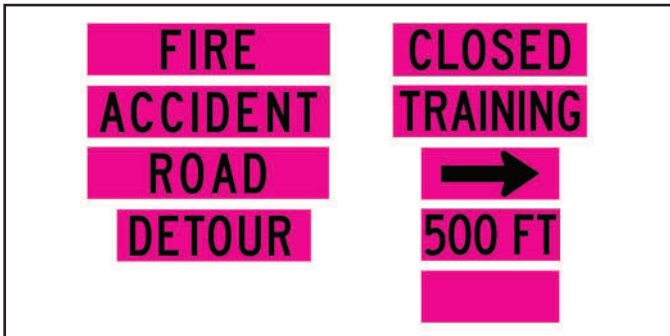
Pink Emergency Fold & Roll Sign System

Product #4519

A complete, all-in-one sign and stand that goes from stored to deployed in 20 seconds. Measuring 36" high x 8" x 8" when collapsed, it is great for compact storage such as a trunk or small storage compartment.



FROM STORED
to deployed
in 20 seconds!



For emergency services, fluorescent pink reflective material recommended by the FHWA & NFPA for use at emergency scenes.

Customize your wording with the addition of velcro overlays.

Many other sign legends/overlay variations available on request.



Velcro overlays placed over sign, peeled back to reveal multiple wording options.

Traffic Control




Rubber Base for Rigid Signs

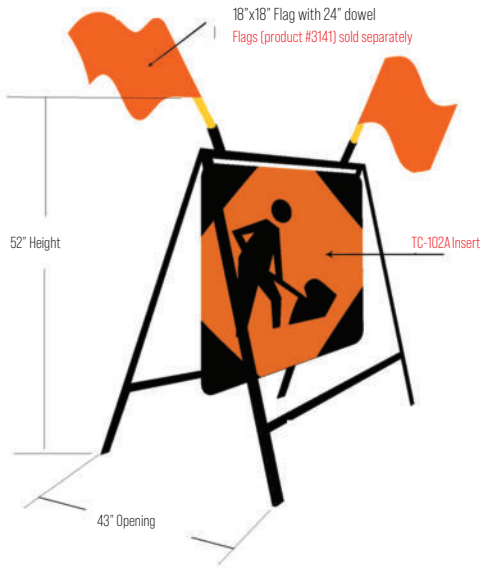
Product #4537

Easy to use sign stand sporting a 37lb recycled rubber base with a steel frame and hardware.

- This versatile design will hold a variety of rigid sign shapes (diamond, octagon, square and rectangular), anything that can be mounted to a standard pre-drilled 1 3/4" square steel post (sold separately).
- Can also accommodate standard barricade boards, for custom work zone protection areas.
- Mast connects to base with a locking pin, making setup and take down quick and easy.
- Bases interlock when stacked for easy storage and trouble free transport.
- Integrated carry handles are built into the design of the base.

Easily stackable for storage and transportation.





A-Frames

Rigid steel design for poly, steel or aluminum sign inserts, comes with two S-Hook mounting hardware.

A-Frame	Size
3062	Holds 60x60cm insert
3063	Holds 90x90cm insert
3064	Holds 120x90cm insert
Inserts	Size
4412	TC-102A 90x90cm
4500	TC-121 90x90cm
4433	RB-91 90x120cm
4434	RB-92 90x120cm



Wooden Uprights

Product #3139 - standard mount
 Product #3138 - flat mount
Flat mount used with wooden base.

2" x 4" x 8' pre-mounted sign legs
 Can be mounted perpendicular to sign (standard) or parallel (flat).
 Sign not included

Portable Steel Sign Stand

Product #3136
 5' x 2'



Wooden Upright

Product #3140

2" x 4" x 4' pre-mounted sign leg
 Sign not included

Portable Steel Sign Stand

Product #3051
 16" x 16"

Traffic Control

Emergency Signage Trailer

Product #3017

This trailer is fully galvanized, equipped with trailer lights, four adjustable stabilizer legs, and an extra hitch to support towing two trailers in tandem. The trailer has conspicuity tape on the sides and flag holders at the top. When deployed, the trailer extends to 8' tall (with flags) x 10' wide. It folds up to 9' long x 6' 3" wide x 4' 6" tall for travel and storage,

The trailer pictured below is the base model, and comes equipped with two red flashing lights, two flags, mesh basket for sandbags, two 30x90cm Tiger Tail signs, one 60x60cm RB-19 Do Not Enter sign, and one 90x120 Emergency Road Closed sign permanently mounted to the trailer. All signs made with High Intensity sheeting. Comes with four rivet anchors for optional "Road Closed" sign.

All signage shown is customizable, any variation of text or symbols can be added to suit your purposes.



Two trailers can be towed in tandem due to extra hitch.



Temporary second sign can be bolted on top of permanent sign.





Amber Flashing Light
Product #9401

Flashing LED work zone barricade light, connects to our #3134 and #3904 delineators.



Red Flashing Light
Product #9404

Flashing LED work zone barricade light, connects to our #3134 and #3904 delineators.



Amber Solar Flashing Light
Product #9403

Solar powered LED barricade light. Automatically turns on or off, depending on lighting conditions. Pre-installed self-charging battery can operate up to five nights on a single charge.



Red Solar Flashing Light
Product #9405

Solar powered LED barricade light. Automatically turns on or off, depending on lighting conditions. Pre-installed self-charging battery can operate up to five nights on a single charge.



24hr Amber Solar Barricade Light
Product #9409

Most durable & efficient barricade light on the market. Operates 24-hours a day, and dims 50% at night to extend battery life. Battery rapidly recharges in one hour and lasts up to 2 weeks with no sunlight.



24hr Red Solar Barricade Light
Product #9410

Most durable & efficient barricade light on the market. Operates 24-hours a day, and dims 50% at night to extend battery life. Battery rapidly recharges in one hour and lasts up to 2 weeks with no sunlight.



6 Volt Replacement Battery
Product #9400

For our flashing light systems.

Traffic Control



Crossing Guard Paddle
Product #132

30x30cm handheld high intensity stop/stop paddle with foam comfort grip.



LED Crossing Guard Paddle
Product #134

LED lit handheld stop paddle with foam comfort grip. 12 hours continuous flashing on a charge, with 'tilt' shut off for power conservation.



Stop/Slow Paddles
Product #131

45cm x 45cm High intensity prismatic, flourscent yellow green sheeting, 5' plastic handle. Meets MTO spec.



LED Stop/Slow Paddle
Product #136

LED lit handheld stop/slow paddle with foam comfort grip. Adjustable handle available, sold separately.



Adjustable pole for LED paddle
Product #137

Longer handle, fits either #136 stop/slow or #134 stop/stop LED paddles.



Stop/Slow Cover
Product #133

Protective cover for stop/slow and stop/stop paddles with pull handle and velcro closure.



Charger for LED Paddles
Product #30001

New style with Micro-USB port, may not work with some older models.



Replacement Battery for LED Crossing Guard Paddle
Product #135



Traffic Cones
Product #3904

Comes with four orange hi-intensity reflective stripes and a 16" rubber base.



TC-52 Delineator
Product #3134

Comes with five orange hi-intensity reflective stripes and a 20lb rubber base.



Traffic Cones
Product #3001 - 18" (3lb)
Product #3002 - 28" (7lb)

Sturdy, versatile cones in two standard sizes, short and tall.



Collapsible Cones & Tote
Product #3016

Comes with five 28" collapsible cones and a carrying case for easy storage and deployment.



Retractable Traffic Cone Barrier
Product #9411

Multi-purpose red and white retractable barrier, for mounting on top of cone.



Retractable Cone Bar
Product #3012

The retractable cone bar is versatile and easy to assemble. It requires limited storage space and works with both a cone or a delineator post. Bar is 59" long and can extend to 91".



Barricade
Product #3118 - bar
Product #3130 - leg

Wood 8' x 6" horizontal cross bar displaying orange high intensity stripes and steel frame legs.



Caution A-Frame
Product #3065

Metal A-Frame painted orange with caution on two sides. Flashing light can be mounted to the frame. Also available with text reading 'Sidewalk Closed' or blank, with no text.



Orange Sand Bag with Tie
Product #3082

17"x27" bags are manufactured with UV treated fiber dyed highway safety orange.

Traffic Control



OTM Book 7 Field Edition
Product #52

Includes up to date errata.



Safe Curve Speed Indicator
Product #4651

Used to determine the safe driving speed for any curve and is red beyond +/- 10 degrees to denote dangerous speeds. Can be mounted in a car or truck.



Slope Meter No. 2
Product #32439

Used to determine "percent of grade" and is calibrated to read from 0-12%. Mounted in motor graders, asphalt pavers, wheel ditches, tunneling machines, and other equipment where exacting specifications are required.



Rubber Parking Curb
Product #9407 - 6' L x 6" W x 4.5" H

An economical and long lasting parking solution. Durable and flexible rubber curbs with reflective tape are easily seen and easy to install. Functional all seasons.



Rubber Speed Bump
Product #9406 - 6' L x 12" W x 2.5" H

Easy to install rubber bump made of durable rubber is highly visible and effective. A 1" groove on the bottom leaves space for cable or utility lines.



Installation Spike
Product #9408

Used for installation of rubber parking curb or speed bumps. Four recommended per unit.



Step Stake
Product #3526

Step stake for corrugated plastic signs



Construction Site Signs

24"x32" coroplast

We can customize any colour, symbol or text that you need. Please call for details.



Danger Due To

Product #541 - 16"x12" (coroplast)

Product #537 - 32"x24" (coroplast)

Product #542 - 24"x16" (styrene)

Suitable for multiple uses and easily customizable.



Danger Look Up

Product #535 - 16"x30"

For use around power lines to warn of possible danger from overhead.



Danger Due to Overhead Wires

Product #538 - 24"x24"

For use in areas of construction where wires are within reach.



Danger Due to Overhead Work

Product #539 - 32"x24"

For use in areas of construction where wires are within reach.



Pedestrians Use Other Sidewalk

Product #540 - 24"x24"

Used to direct pedestrians around construction sites.



No Trespassing

Product #543 - 32"x24"

Used to warn unauthorized personnel.



Construction Personnel Only

Product #534 - 32"x24"

For areas where only specific persons are permitted to enter a site.



Danger Due to Propane

Product #532 - 24"x24"

For areas where propane may cause danger.